



# HOW TO CREATE YOUR VIRTUAL LOTTERY POOL



## 1. CREATE A VIRTUAL LOTTERY POOL PLAY GROUP

- This could be office groups working from home, happy hour Zoom gatherings, neighborhood social media groups, etc.



## 2. NAME A GROUP LEADER

- Your Group Leader manages the participants, buys the tickets, and makes copies for distribution.




## 3. WRITE SIMPLE RULES THAT EVERYONE AGREES TO ELECTRONICALLY

- This should include how many can play, how they will pay, etc.



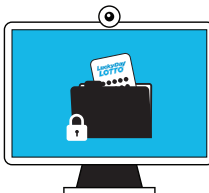
## 4. CREATE AN ONLINE TRACKING DOCUMENT

- Everyone pays the Group Leader electronically. Then the Group Leader should mark each payment in the tracker.
- Your tracker should also show who has agreed to the rules, who is participating in each draw, etc.



## 5. MAKE COPIES OF EACH TICKET AND SHARE THEM ELECTRONICALLY

- Each participant should receive copies of the tickets before each drawing.



## 6. KEEP THE ORIGINAL TICKETS SAFE

- Tickets should be stored in a safe but accessible place.



## 7. HAVE FUN!

- Get together over phone or video chat to have a group Draw viewing party.



**Be Smart, Play Smart**® Must be 18 or older to play. If you or someone you know has a gambling problem, crisis counseling and referral services can be accessed by calling 1-800-GAMBLER (1-800-426-2537). For additional info or to exclude yourself, call 1-800-252-1775 or visit [illinoislottery.com](http://illinoislottery.com).

