

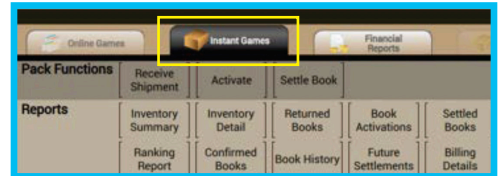
INSTANT TICKET ACTIVATION GUIDE

It is important that you activate new Instant Tickets as soon as you receive them.

Delayed activation can cost you up to \$110 a day in lost sales!

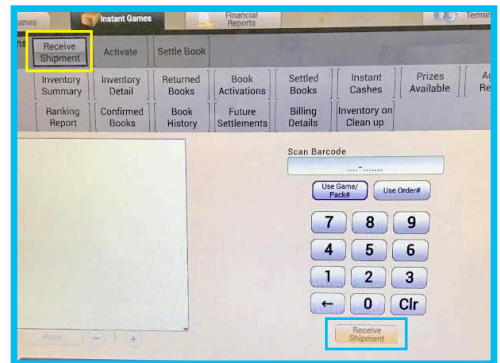
Use the steps below to receive and activate new tickets so you don't miss out on Instant Ticket sales.

From any screen on the Photon terminal, press the **Instant Games** tab.



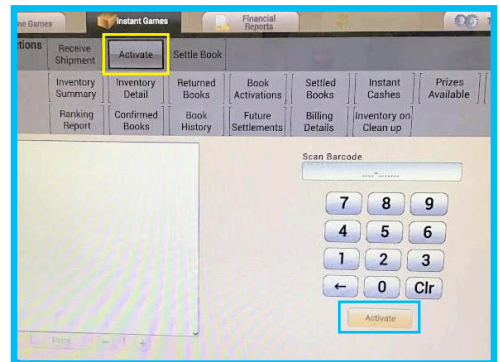
Receiving a Shipment

1. In the pack functions section, press the **Receive Shipment** tab.
2. Scan the barcode on the order invoice or one of the Instant Ticket barcodes. You may manually enter in either the book number, game number, or order number.
3. The preview window will display the order details.
4. Select whether it is a game/book number or an order number.
5. Press the **Receive Shipment** button.



Activating a Book

1. In the pack functions section, press the **Activate** tab.
2. Scan the barcode using the coupon tray or the handheld barcode reader. You may also enter the game and book number manually, if needed.
3. The preview window will display the details of the book.
4. Press the **Activate** button.



To Maximize Instant Ticket Sales:

- Activate new Instant Tickets upon receipt
- Be sure to carry a range of Instant Tickets across all price points
- Always make sure tickets are fully stocked, on display, and available for sale

*Instant Tickets can be ordered by contacting
Tel Sell at the Retailer Hotline: 1-844-806-8930 Option 1*



Be Smart, Play Smart® Must be 18 or older to play. If you or someone you know has a gambling problem, crisis counseling and referral services can be accessed by calling 1-800-GAMBLER (1-800-426-2537). For additional info or to exclude yourself, call 1-800-252-1775 or visit illinoislottery.com.

Game odds available at IllinoisLottery.com.

